



Course Syllabus of Physiology

Faculty: Medicine and Health Sciences

Department: Health Sciences

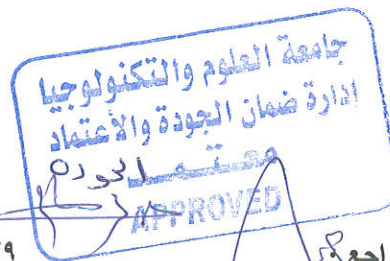
Program: Bachelor in Radiologic Technology & Medical Imaging

I. General information about the course instructor :

Name	Dr...Lila Alward	Office Hours(3 Hours Weekly)					
Location & phone number	Sana,a city 770603164	Sat	Sun	Mon	Tue	Wed	Thu
Email	l.alward1@ust.edu		1	1			1

II. General information about the course:

1.	Course Title :	Physiology					
2.	Course Code and Number :	BHS 140					
3.	Credit Hours :	Credit Hours				Total	
		Theoretical	Seminar/Tutorial	Practical	Training		
		2		1		3	
4.	Study Level and Semester:	1 st level / 2 nd semester					
5.	Pre-requisites :	BHS120					
6.	Co-requisites :	None					
7.	Program in which the course is offered:	Bachelor in Radiologic Technology & Medical Imaging					
8.	Teaching Language:	English					
9.	Instruction location:	University of Science and Technology, Sana'a, Yemen					



عميد الكلية:
د. عبد الله المخلافي

رئيس القسم:
د. عبد الحبيب القباطي

١٥/٩

المراجع:
د. صادق عبد المعنى
د. مجاهد نصار

الموصف:
د. ليلى الورد

III. Course Description

This introductory physiology course introduces basic concepts in physiology of human body. This course familiarizes students with basic definitions and principles related to physiology. This course helps students to understand body cellular physiology including the functions of cell components, transport mechanisms across cell membrane, functions of total body water and functions of components of blood. Also This course gives an overview on the physiology of nervous system, cardiovascular system, respiratory system and renal systems and the endocrine system. The teaching will include lecture, clinical practice, self-learning, discussion and assignment. The students will be evaluated through report, written exam and practical exam. Biology is a prerequisite course.

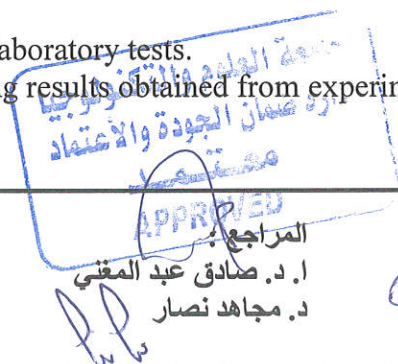
IV. Course Aims: This course aimed to

1. Provide the students with basic principles related to physiology as a study of the living body at molecular, cellular as well as the level of intact organism.
2. Learn the student principles and mechanisms of membrane transport.
3. Expand students' knowledge with physiological implications related to circulating body fluids.
4. Enable the students to cover the general organization and functional aspects of the autonomic nervous system.
5. Give the student the knowledge about the general organization and functions of cardiovascular, respiratory, endocrine, Digestive and renal systems and their role in maintenance of homeostasis.

V. Course Intended Learning Outcomes (CILOs) :

1. Recognize the functions of the different organelles in the human cell, and the transport system across the cell membranes.
2. Outline the compartments, composition & functions of the body fluids.
3. Describe the general organization and functions of cardiovascular, endocrine, respiratory, renal systems and nervous system and explain their role in maintenance of homeostasis.
4. Distinguish between normal and abnormal laboratory tests.
5. Integrate physiology with other basic and clinical science.
6. Perform hematological tests : estimation of blood hemoglobin, hematocrit, ESR, blood groups and hemostasis tests.
7. Detect disturbances in body functions in abnormal laboratory tests.
8. Communicate effectively with students by discussing results obtained from experimental physiological lab.
9. Present physiological data in a graphical form.

١٥/١٠



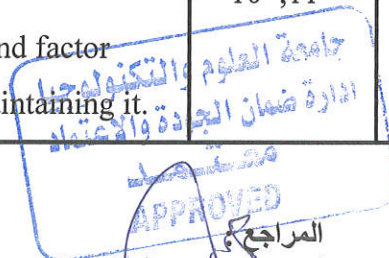
الموصف:
د. ليلى الورد

VI. Course Content

First: Theoretical Aspects

No.	Course Topics/Units	Sub-topics	No. of Weeks	Contact Hours
1	1-Physiology of the cell. 2-Transport across the cell membrane.	Cell compositions Cell membrane Cytoplasmic organelles Nucleus Movements of molecules across membranes Mechanism of particles and water diffusion across cell membrane	1 st ,2 nd	4
2	1-Body fluids 2-Osmosis, tonicity and water balance	Body fluid importance Body fluid compartments Intracellular fluid (ICF) Extracellular fluid (ECF)	3 rd ,4 th	4
3	1-Composition and functions of the blood. 2- RBCs, Formation and general functions.	Composition of blood: Plasma Blood elements Red blood corpuscles RBCs functions	5 th ,6 th	4
4	3- WBCs: structures, classifications and functions 4- Hemostasis and its disorders	White blood cells Types of leucocytes White blood cells functions Platelets Hemostasis and WBCs disorders	7 th 8 th	4
5	Mid-term		9 th	2
6	Introduction to cardiovascular system Heart and blood vessels Blood pressure	- Physiological anatomy, pulmonary and systemic circulation - Blood pressure and factor Determining and maintaining it.	10 th ,11 th	4

١٥/١١




المراجع
ا.د. صادق عبد المظني
د. مجاهد نصار

الموصف:
د. ليلى الوردة

7	Introduction to respiratory system.	Mechanism of respiration. Regulation of respiration	12 th ,13 th	4
8	The kidney and its units	Functional of the kidneys. Mechanisms of urine formation. Regulation of acid-bace balance	14 th	2
9	Endocrine system	Introduction to endocrine system: endocrine glands and their functions.	15 th	2
10	Final exam		16 th	2
Total number of weeks and hours			16	32

Second: Practical/Tutorial/Clinical Aspects			
No.	Practical/Tutorial/Clinical topics	No. of Weeks	Contact Hours
1	Blood separation	2 nd	2
2	Hemoglobin Estimation	3 rd	2
3	Hematocrit Estimation	4 th	2
4	ESR Estimation	5 th	2
5	Blood grouping	6 th	2
6	Hemostasis tests Estimation	7 th	2
7	Vital signs measurement	8 th ,9 th ,10 th	6
8	Practical exam	11 th	2
Total number of weeks and hours		10	20

١٥/١٢



الموصف :
د. ليلى الوراد